

# Woodland Management:

What is Right for You and Your Woodland



1

## Questions and Statements to Consider

- I plan to plant a particular high-value hardwood species on my property because I saw where my property is within its native range.
- Neighbors and acquaintances told me that I could plant pine over my entire property.
- What situations can lead to unsustainable hardwood management?



2

## Speakers

E. David Dickens, Ph.D.

Forest Productivity Professor

[ddickens@uga.edu](mailto:ddickens@uga.edu)

University of Georgia

Warnell School of Forestry & Natural Resources



David Dickens is a forest productivity professor with UGA Warnell School. He worked as a faculty member with UGA since 1999 and at Clemson University since 1988. He received a BA @ Furman Univ., a Forestry BS @ UGA, and a MS and PhD in Forestry @ Clemson Univ. His areas of expertise are soils/site & pine species selection, fertilization (inorganic and organic), herbicides, economics, and water quality. He has written over 200 forest productivity articles and currently has 35 applied research & demonstration study areas in Florida, Georgia, and South Carolina.



3

## Speakers

Dr. David Clabo, Ph.D.

Assistant Professor Silviculture Outreach

[david.clabo@uga.edu](mailto:david.clabo@uga.edu)

University of Georgia

Warnell School of Forestry & Natural Resources



David Clabo is originally from Gatlinburg, Tennessee. He studied forestry at the University of Tennessee for his undergraduate and graduate degrees. He has been an assistant professor of silviculture outreach with the Warnell School of Forestry & Natural Resources since December 2018. Day to day activities include assisting county extension agents, private landowners, NGOs, and government agencies with forestry related questions and issues they have. David's outreach program includes delivery of continuing education programs for professionals and landowners, working with county extension agents to develop programming for forestry meetings, applied field research and demonstrations that address specific needs of clients, as well as publication of extension articles that provide forestry-related information for landowners and natural resource professionals. His research interests include forestry herbicide evaluations, prescribed fire application, forest regeneration methods, and mixed pine-hardwood management.



4

# Woodland Management:

What is Right for You and Your Woodland



5

## Why is this Important?

- “Site”-Environmental factors that directly or indirectly influence tree survival and growth
- Correctly matching species to site will result in healthier trees that grow more vigorously over the long run
  - Environmental conditions for trees and trees themselves are not as easily manipulated as they can be for many row crops
  - Some factors on the site can be manipulated if objectives and economics allow e.g. vegetation, fertility, drainage/aeration
- Trees tend to grow best where they compete most effectively



6

## Why is this Important?

- Fewer insect and health issues
  - Less stressed trees
- Respond better to active management
  - Example-yellow-poplar will respond with better growth after crop tree release on more mesic sites with deep soils compared to thin, droughty soils (xeric sites)
- Regeneration failures less likely



7

## Define Objectives

- **Defining objectives for your land can help you know what types or species of tree(s) you need**

1. Timber-biomass, fiber, etc.
2. Wildlife habitat/forage opportunities
3. Agricultural commodities
4. Aesthetics-species may be less important
5. Conservation-same as above

IDENTIFYING FOREST MANAGEMENT OBJECTIVES...

	INCOME PRODUCTION	LONG-TERM INVESTMENT	PERSONAL SATISFACTION
TIMBER			
WILDLIFE			
RECREATION			
AESTHETICS			



8

## Climate Considerations

- Solar radiation, precipitation, and landform contribute to climate in a region
  - Solar radiation is dependent on latitude and landform
- Temperature regimes and extremes
  - Growing season length
  - Average monthly temps limit the northern range of many species- diversity decreases
  - Extreme cold or heat in the spring often has a major impact on young trees



9



10

## Climate Considerations

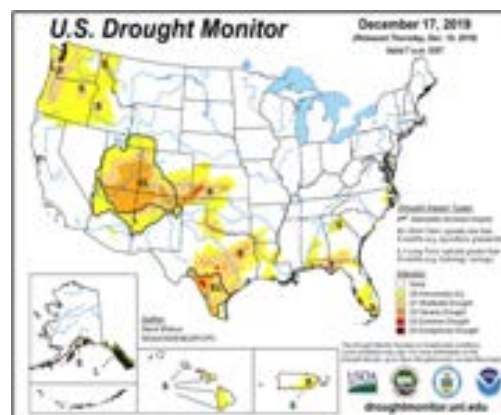
- Annual amount and distribution of precipitation
  - Varies with latitude and altitude
  - Soil particle characteristics largely influence water availability to trees
  - Water often the most limiting requirement for tree growth—species have different requirements
- Amount of water available to plants at a given location is not always well represented by annual or even seasonal precipitation
  - Evaporation rates
  - Temperature/humidity



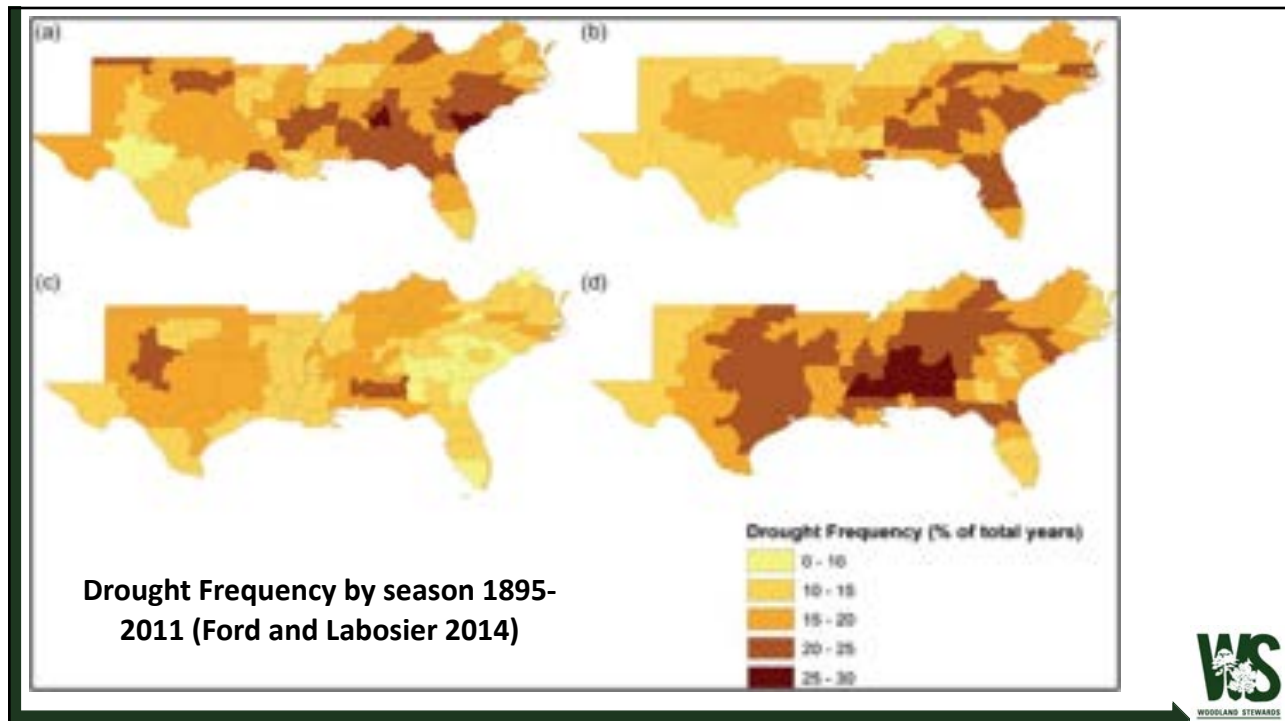
11

## Climate Considerations

- Drought frequency and duration
  - Regeneration effects
  - Water stress makes secondary stressors more likely—e.g. insects and disease
  - Spring and early summer droughts most detrimental
- Precipitation variability has increased in the Southeast in recent decades
  - Increased importance of matching species to site
- Climate most important at a regional scale



12



13

## Site Characteristics

- Physiographic province or region
  - Parent material, climate, organisms, topography and geologic history are similar to a degree—affect soil conditions
- Eleven physiographic regions in the Southeast
  - These regions can be broken down into more detailed sub-regions
  - Example: Interior Low Plateau-Eastern Highland Rim and Pennyroyal
  - Example: Middle Coastal Plain-Tifton Upland, Dougherty Plain, Southern Pine Hills, etc.
- Forest classification guides have been produced for some regions

14

# Site Characteristics

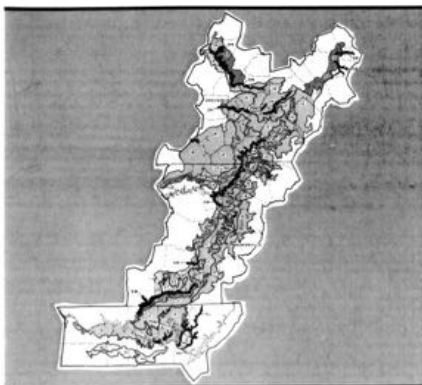


Eleven main physiographic provinces (L map), and individual provinces can be broken down to more detailed provinces (R map)



15

United States  
Department of  
Agriculture  
Forest Service  
Southern Forest  
Experiment Station  
New Orleans,  
Louisiana  
General Technical Report  
SO-43  
April, 1983  
Glendon W. Smalley



KY, AL, and TN (Smalley 1983)

Classification and Evaluation  
of Forest Sites on the  
Western Highland Rim and Pennyroyal

Glendon W. Smalley



U.S. Department of Agriculture  
Forest Service  
General Technical Report SO-30



KY, AL, and TN (Smalley 1980)



16


## Site Characteristics

- Landform and topography
  - Slope inclination—erosion potential, more open canopy on steeper slopes
  - Landscape position—ridge, valley, lower slope, etc.
  - Aspect—direction a landform faces
  - Mountain ranges often have different weather patterns associated with different elevations
- Microtopography
  - Tree uprooting—pits and mounds
  - Bottomland hardwoods—floodplains along rivers or wetlands—elevation changes as small as 3 ft have major impacts on tree species composition



17

## Site Characteristics



Landscape Position

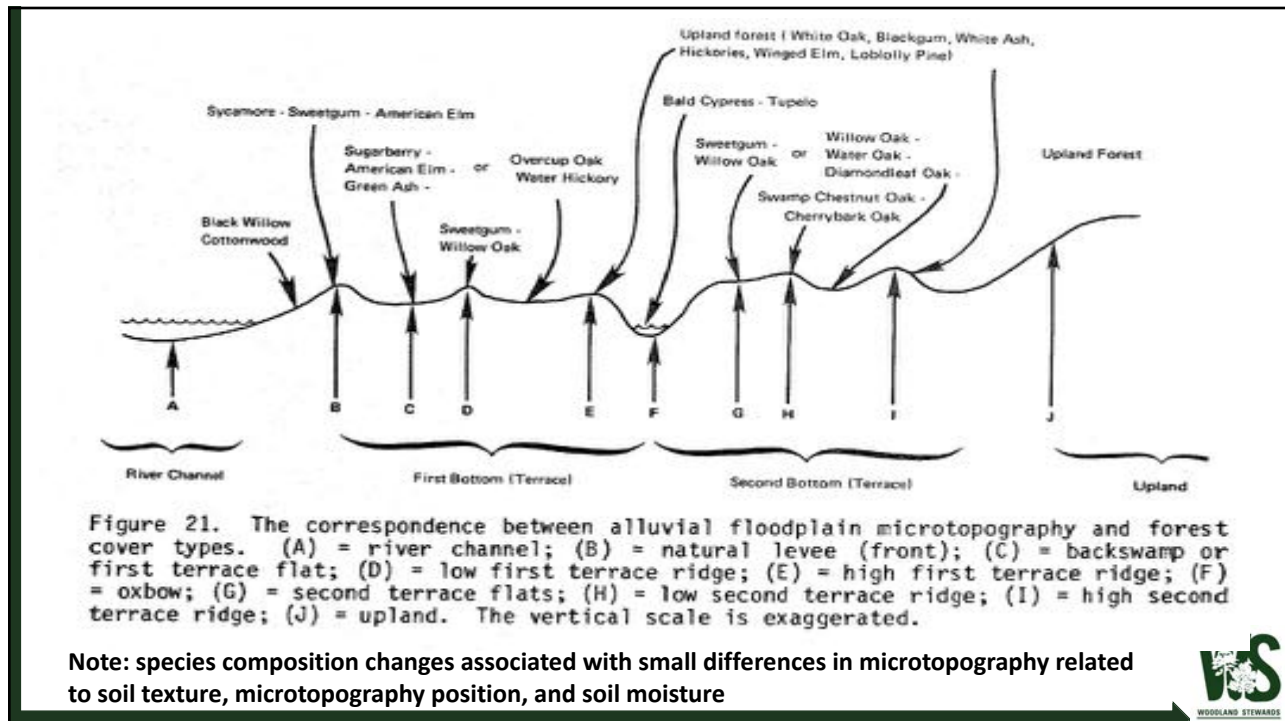


Pit and Mound Topography

UGA0364098



18



19

## Site Characteristics

### Soils

- Soils supply trees with water and 13 essential nutrients as well as physical anchorage
- Eight soil orders in the South—all have shared characteristics that are important for tree growth and health
  - Depth of surface horizons with good rooting conditions
    - Availability of soil water is affected by depth to a restricting feature
  - Soil texture—proportion of sand, silt, and clay
    - Relationship among winter water table, rooting depth, and productivity as related to soil water storage and movement
    - Gas exchange with atmosphere

20

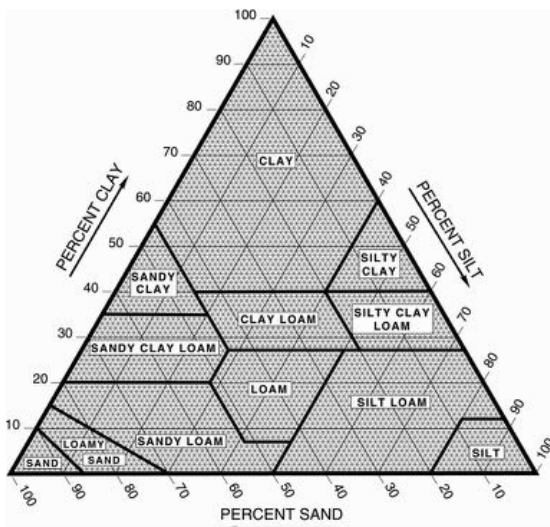
# Site Characteristics

## Soils

- o Organic matter content-Impacts water and nutrient supply
  - Important on coarse textured (sandy) soils-water holding capacity
- o Soil pH-acidic or basic properties influence available supply of nutrients for tree growth
  - More acidic soils tend to have fewer available nutrients
  - Certain species adapted to more basic or acidic soil conditions
- o Soil drainage class-important for oxygen transfer to respiring roots-some species more sensitive than others-E.g. bald cypress vs. sand pine
  - Soil texture impacts-water availability and content

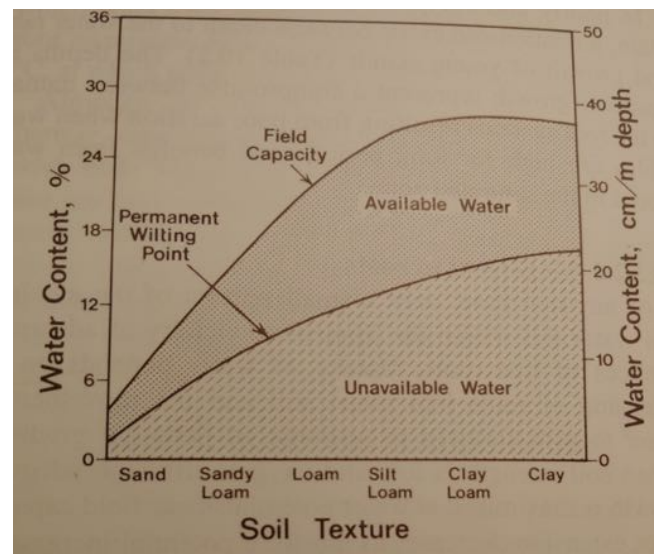


21



5377034

Texture is determined by sand, silt,  
and clay percent content



Effect of soil texture on soil water  
availability




22

# Site Characteristics

## Site Index

- Measure of site productivity based on tree height and age
- Assumption is trees growing on a site will follow characteristic height growth curves associated with productive potential of site
- Single or group of species
- Index age commonly 50 or 25 years
  - Trees in upper canopy positions
- Site index can be altered through management—e.g. fertilization
- NRCS Web Soil Survey



23

# Site Characteristics—Species Selection Guides



Some regions have guides that can help with matching a species to a site based on basic physical soil characteristics (Fox 2004)



24

## Individual Species Characteristics

- Most tree species tend to do well where they are native or naturally found
  - Some species perform well on a variety of sites through a combination of inherent traits and genetic improvement—e.g. loblolly pine
- Silvics—deals with the growth and development characteristics of single trees as well as whole forest ecosystems
  - Important to understand for individual species and how they may respond to different sites and management practices
  - E.g.—Physiological adaptations allow some species such as oaks and pines to survive better on drought prone sites



25

## Individual Species Characteristics

- Two volumes provide information on 63 conifer and 128 hardwood species including:
  - Native range
  - Climate
  - Soils and topography
  - Associated forest cover
  - Life history
    - Reaction to competition
    - Damaging agents
  - Management considerations



26

## Individual Species Characteristics

### Black Walnut Example

- Highly desirable hardwood
- Very site specific species, yet a large natural range
- Performs best growing in mountain coves and well-drained bottoms in the Appalachians and Midwest
- Sandy loam, loam, or silt loam textured soils-deep soil horizons



27

## Conclusions

- Many factors are involved with matching species to site
- Climate, landform, soil properties and individual species characteristics all need to be considered
- Manage for species that occur naturally on similar sites in your area to reduce risks of failure
  - Pines are typically most productive on more drought prone sites—hardwoods not planted as much for this reason
- Species grow where they can compete successfully and tolerate local conditions/environments, not necessarily where they grow the best
  - Black walnut and yellow-poplar example



28

## Literature Cited

- Baker, J.B. and Broadfoot, W.M. 1977. A practical field method of site evaluation for eight important southern hardwoods. U.S. Department of Agriculture, Forest Service, General Technical Report SO-14. Southern Forest Experiment Station, New Orleans, LA. 31 p.
- Burns, R.M. and Honkala, B.H. (Tech. Coords.) 1990. Volume 1: Conifers. U.S. Department of Agriculture, Forest Service, Agricultural Handbook 654. Washington DC. 675 p.
- Ford, T. and Labosier, C.F. 2014. Spatial patterns of drought persistence in the Southeastern United States. *International Journal of Climatology* 34(7): 2229-2240. DOI: <https://doi.org/10.1002/joc.3833>.
- Fox, T.R. 2004. Deployment strategies for the southern pines: Site specific management practices for the flatwoods of Georgia and Florida. In: *Slash Pine: Still Growing and Growing!* Dickens, E.D., Barnett, J.P., Hubbard, W.G., and Jokela, E.J. (eds.). Proceedings of the Slash Pine Symposium. General Technical Report SRS-76, USDA Forest Service, Southern Research Station, Asheville, NC. pp. 50-55.



29

## Literature Cited

- Moorhead, D.J. and Coder, K.D. (eds.). 1994. Southern hardwood management. U.S. Department of Agriculture, Forest Service, Management Bulletin R8-MB 67. Cooperative Extension Service, Southern Region. 142 p.
- Natural Resources Conservation Service.  
<https://websoilsurvey.sc.egov.usda.gov/App/HomePage.htm>
- Smalley, G.W. 1980. Classification and evaluation of forest sites on the Western Highland Rim and Pennyroyal. General Technical Report SO-30. USDA Forest Service, Southern Forest Experiment Station, New Orleans, LA. 120 p.
- Smalley, G.W. 1983. Classification and evaluation of forest sites on the Eastern Highland Rim and Pennyroyal. General Technical Report SO-43. USDA Forest Service, Southern Forest Experiment Station, New Orleans, LA. 123 p.



30

# Pine Wood Products and Stand Management

E. David Dickens, Ph.D.  
Forest Productivity Professor  
University of Georgia Warnell School of  
Forestry & Natural Resources

**WS WOODLAND STEWARDS**  
A Regional Extension Program for Landowners



31

## Southern Pine Wood Products

- Poles (highest value) →
  - \*dbh > 11" no visible stem defects to 40-48+ ft → trees that will be utility & barn poles, and pilings
- Sawtimber (ST; 2<sup>nd</sup> highest value) →
  - dbh > 12" no visible stem defects trees will be dimension lumber (2x4s, 2x6s, 2x8s)

\*dbh (inches) = diameter at breast height (4.5 ft)



32

## Southern Pine Wood Products

- Chip-n-saw (CNS) 9-12"

dbh no visible stem defects  
(3rd highest \$/ton value) for 2x4's  
and pulp chips

- Pulpwood (PW) 4.6-9"

dbh and trees with a visible stem  
defect <17 or 33 ft (generally lowest  
\$/ton value except in GA coastal  
counties) for pulp and paper products



33

## Pine Stand Management

most southern pines are shade intolerant

Therefore need a "free to grow" full sunlight environment

### THE ESTABLISHMENT PHASE

#### Artificial Regeneration

- Planting seedlings bringing in new genetics to site
- Higher upfront costs for site prep, seedlings and planting (\$250+/ac)
- More uniform stand
- Much higher growth rates
- Shorter rotation age (17-33 yr)
- Easier to manage

#### Natural Regeneration

- Using seed trees left after final harvest to seed in stand
- Low upfront cost ( \$0-\$75/ac)
- Stand stocking can range from 300 to 3000+ seedlings/acre (less uniform stand)
- Slower growth rate
- Longer rotation age (33-50 yr)
- Possible better option on poor sites



34

## Pine Natural Regeneration



### Needs

#### Overstory cone producing pines:

- Loblolly 6-12 per acre
- Longleaf 30+ per acre
- Slash 15-25 per acre
- Shortleaf 12 – 20 per acre

Can burn in September to prepare seed bed prior to bumper cone crop



35

## Pine Natural Regeneration



Stocking will be variable (300-3000+/ac), longer rotation, later thinning, genetics from site (not from seedlings brought into site), no chem site prep, much lower cost



36

## Artificial Regeneration

= pre-plant site prep then plant high quality/genetics seedlings



Cut-over loblolly site

- pre-plant 2010 August  
Imazapyr+glyphosate,
- Early November burn,
- late December V-blade plant slash  
pine (7 years after planting, 85%  
survival, 20-25 ft height)



37

## Thinning Pine Stands

Minimum specifications:

- Logger needs at least 25-28 tons/ac
- Total tree ht of 50 ft (or 40 ft to 3" top outside bark)
- 4.6" dbh (diameter at breast ht = 4.5 ft)

Generally pine stands are thinned when basal area is **110-120 sq ft** and live crown ratios of **40 to no less than 33%** (20 ft live crown in a 60 ft tall tree)



38




A highly stocked, unthinned loblolly pine stand approximately 15-yrs old in SE GA

39



Unthinned loblolly pine stand (150 ft<sup>2</sup> BA/ac)


40




Unthinned loblolly pine stand w/ high basal area (150 ft<sup>2</sup> BA/ac) and poor trees

3/20/2002 12:53

First thinning should remove all trees with (1) a stem defect (fork, ramicorn branch, sweep, excessive branching) and (2) the smaller diameter, shorter trees that will not respond to the thinning



41




Loblolly Pine – Aiken Co, SC Orangeburg Soil

Fertilized @ 26 →

Thinned @ 18 →

Note the large improvement in radial growth years 1-5 after thinning



42



Row thin w/ select in a loblolly pine stand

Thinning types (especially 1st thin) are row+logger select or row+marked  
Every 3rd, 4th, 5th (even 7th) row is removed in 1st pass and then trees with defects and Small, short trees are removed in 2nd pass with the feller/buncher



43



Thinning a loblolly pine stand back to 60-70 ft<sup>2</sup> BA/ac

Thinnings thin back to the best trees generally leaving 60-80 sq ft basal area/acre



44

The loading deck with every pine stem being sorted to its highest value and tops being piled for pulpwood



45



A load of high valued loblolly pine poles



46

## Old-field planted, thinned 30 yr-old loblolly stand with 25%+ poles

### 1st thin -80-90%

pulpwood, 10-20% chip-n-saw  
(age 12-16 yrs)

### 2nd thin - mixed PW& CNS

(age 18-23 yrs)

### Final harvest:

CNS, sawtimber, & poles (10-30%)  
(age 27-33 yrs)



47

## Thinning and Final Harvest Timing

Dependent on:

- Natural vs \*artificial regen
- Pine species/genetics
- Site quality
- \*Mgmt intensity (site prep, herbaceous weed control, fertilization)
- \*Initial planting density and survival



48



# Hardwood Management Considerations and Products

Dr. David Clabo

Silviculture Assistant Professor, UGA Warnell School

49

## Hardwood Wood Products

*What factors affect which species you should manage?*

- Landowner objectives
- Site productivity
- Current stand conditions
- Ownership scale
- Presence of and proximity to various forest product mills
- Market demand



Low value stand, but aesthetics may take precedence



50

## Hardwood Wood Products

*What factors affect value and product classification?*

- Type, quantity, and quality of timber products that a tree contains
  - Large trees may contain several products, while small trees may only contain one product
  - Type-species-different species have inherently different values
  - Quantity-Scale—a measure of the quantity of lumber within a log—Doyle, Scribner, International  $\frac{1}{4}$ " Rule



51

## Hardwood Wood Products

*What factors affect value and product classification?*

- Quality-Grade—a measure of the quality of a log and the lumber it produces
  - Defects, log position, clear cuttings (2<sup>nd</sup> worst face), maximum sweep (% deduction)
- Harvest costs—affected by woodland terrain and public highway access
- Transportation costs—distance to a mill
  - Low value products less distance—supply and demand
  - Large areas may not have markets



52

## Hardwood Wood Products

### The Forest Products Network

Welcome to the Forest Products Network

Please select from one of the two options below to view listings of primary forest products mills or secondary forest products manufacturers...

**PRIMARY FOREST PRODUCTS LOCATOR**



Provides a directory of mills or primary forest product companies, which produce lumber, plywood, pulp, paper and other wood products using roundwood logs as a raw material.

**SECONDARY FOREST PRODUCTS LOCATOR**



Provides a directory of manufacturers or secondary forest product companies, which produce furniture, wood fixtures, molding, trusses and other engineered wood products using products from primary mills as inputs.




<https://www.forestproductslocator.org/welcome>



53

## Hardwood Wood Products

- Many different hardwood products—ascending value
- Biomass and pulpwood
- Pallets and cants
- Tie logs
- Sawtimber
- Stave logs
- Veneer logs



54

## Hardwood Biomass and Pulpwood



- Biomass is used to generate heat or electricity while pulpwood is used to make paper, absorbent pulp, cardboard, fiberboard, etc.
- Pulpwood-usually all hardwood species except black walnut
- 3-4" top diameter
- Bottom diameter varies
  - May reach 24"—mill specs
  - Usually 5-10"
- 8-9' minimum length
- Minimal sweep/crook-char free



55

## Pallets and Cants

- Cants-construction materials
- Pallets-platforms that enable shipping
- Low grade hardwoods
- 10" minimum diameter
- Knots, stains, and blemishes are allowed
  - Varies by buyer
- Sound, straight logs (no dote, rot, holes, etc.)



56

## Tie Logs



- Crossties and switch ties (longer logs)
- Railways, bridges and landscaping
- Specs often buyer dependent
- 7x9" crossties most common
  - 8-9' length
- Switch ties usually 10'-16+'
- Relatively free of defects and decay—structural soundness important
- Many species suitable



57

## Sawtimber



- Wood used for paneling, flooring, lumber, etc.
- Many different grades and scales that can vary regionally
- Value is species sensitive-white and red oaks, walnut, black cherry historically highest demand
- Sound, straight, minimal rot and defects—affect grade
- 10-12" minimum diameter at small end-affect scale
- 10, 12, 14, and 16' lengths most common—3-4" trim allowance



58

## Stave Logs and Bolts

- White oak species used to make whisky, bourbon, and wine barrels
- Wood properties of certain white oaks (tyloses) prevent liquids from leaking
- Highest demand in central hardwood region
- 15-16" diameter optimum
  - Small end dib12"
- Minimum 8' length up to 20'
- At least two sides free of defect



59

## Hardwood Veneer

- Highest value timber product
- Dimensions vary by buyer-larger diameter logs
- Straight logs free of defects (clear faces) on 3-4 sides
- Red and white oaks (not all), black walnut, hard maple, black cherry, occasionally yellow-poplar and hickory
- Butt logs
- Rarely greater than 10-15% of stand volume



60



(4)



(5)

## Specialty Products

- Tool handles-hickory
- Baseball bats-ash
- Charcoal wood-sugar maple
- Drumsticks
- Furniture
- Other possibilities?
- Work with a consulting forester to know what is available in your area



61

## Management Considerations

- A variety of timber markets improves management options for hardwoods
- Harvesting is a management tool for hardwoods!
- Improves landowner ability to perform regeneration harvests and timber stand improvement
  - Shelterwood, group selection techniques, thinning, release, timber stand improvement
  - Create conditions for desirable regeneration



62

## Management Considerations

- Fewer markets can cause unsustainable practices
  - Example: High grading
  - Example: Removal of logging slash for biomass-soil nutrient issues
- Species grown should be matched correctly to site
  - We often rely on hardwood natural regeneration
  - Artificial regeneration suitable for some species and instances



63

## Management Considerations

- Pines and hardwoods may not always need to be managed exclusively of one another
- Pine-hardwood mixtures occur on nearly 20 mil acres across 10 SE states
- Diverse timber product potential
- Management more challenging
- Possible management alternative on moderate productivity sites



64

## Management Considerations

- Forest Certification
  - Verify sustainable forest practices on private forests
  - Usually not difficult to obtain
  - Several organizations
  - Forest Stewardship Council, Sustainable Forestry Initiative, Tree Farm
- Work with a state or private professional forester



65

## Questions?

[ddickens@uga.edu](mailto:ddickens@uga.edu)  
[david.clabo@uga.edu](mailto:david.clabo@uga.edu)



66

*The Woodland Stewards Webinar Series Program was created by a team of Extension professionals from the following programs:*

**NC STATE** EXTENSION

**UofT EXTENSION**  
INSTITUTE OF AGRICULTURE  
THE UNIVERSITY OF TENNESSEE

**UK**  
UNIVERSITY OF  
**KENTUCKY**  
College of Agriculture  
Forestry Extension

**CLEMSON**  
COOPERATIVE EXTENSION

**UNIVERSITY OF GEORGIA**  
EXTENSION

**Virginia  
Cooperative  
Extension**  
Virginia Tech • Virginia State University

**Southern Regional  
Extension Forestry**



67

## Additional Resources

- Hardwood Sawtimber Grading:  
<https://extension.tennessee.edu/publications/Documents/PB1772.pdf>
- Cross/switch ties:  
<http://www2.ca.uky.edu/agcomm/pubs/FOR/FOR122/FOR122.pdf>
- Southeastern timber prices (subscription required):  
<http://www.timbermart-south.com/>



68

## Photo Citations

1. <https://forestryforum.com/board/index.php?topic=89451.0> Date Accessed (1-22-20).
2. <https://www.uk-timber.co.uk/featheredge-board-fencing/137-treated-softwood-cant-rail.html> Date Accessed (1-22-20).
3. [https://www.rta.org/assets/docs/TieGuide/2016\\_tie%20guide%20for%20web.pdf](https://www.rta.org/assets/docs/TieGuide/2016_tie%20guide%20for%20web.pdf). Date Accessed (1-22-20).
4. [https://tennesseehickory.com/images/catalog\\_lr.pdf](https://tennesseehickory.com/images/catalog_lr.pdf). Date Accessed (1-22-20).
5. <https://www.northcountrypublicradio.org/news/story/33680/20170330/asia-n-beetle-threatens-adirondack-forests-that-produce-iconic-baseball-bats>. Date Accessed (1-22-20).
6. <http://floridaforest.org/programs/florida-tree-farm/>. Date Accessed (1-22-20).

